

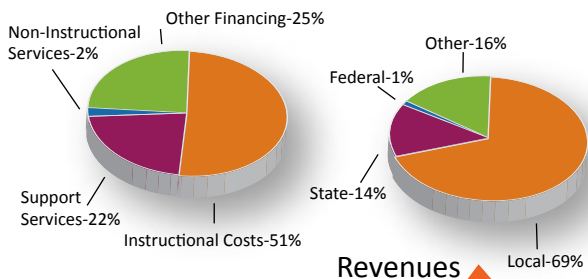
Annual Financial Report for 2014-2015

A breakdown of the audited revenues and expenditures for 2014-2015 appears below.

Copies of the 2014-2015 budget and audit are available at [www.yssd.org/Departments/BusinessOffice/Financial Information](http://www.yssd.org/Departments/BusinessOffice/FinancialInformation)

2014-2015 Expenditures	
• Instructional Costs	\$30,316,135.46
• Support Services	\$13,070,865.17
• Non-Instructional Services	\$921,039.60
• Other Financing	\$14,977,439.14
Total	\$59,285,479.37

Expenditures



2014-2015 Revenues	
• Local	\$42,455,985.38
• State	\$8,412,613.52
• Federal	\$353,735.08
• Other	\$10,002,983.45
Total	\$61,225,317.43

2014-2015 Budget At-A-Glance

- \$155,528 - The average assessed property value of a home in York Suburban School District during 2014-2015
- 21.48 - The millage rate for York Suburban School District in 2014-2015
- York Suburban ranks 8th in millage (from low to high) among the 16 county school districts

Millage Rate Trends (Five Year History)

- 2014-2015: 21.48
- 2013-2014: 21.04
- 2012-2013: 20.71
- 2011-2012: 20.45
- 2010-2011: 20.17

School Board

Lynne A. Leopold-Sharp <i>President</i>	Cathy Shaffer <i>Vice-President</i>	John H. Posenau <i>Treasurer</i>
Emily Bates	Scott M. Eden	Michael J. Thoman
Ellen C. Freireich	Lois Ann Schroeder	Richard M. Robinson

District Administrators

Dr. Michele A. Merkle <i>Superintendent of Schools</i> 885-1122	Natalie J. Hasenfuss <i>Director of Pupil Personnel</i> 885-1134
Dr. Patricia A. Maloney <i>Assistant Superintendent</i> 885-1126	Vincent J. Henry <i>Director of Technology</i> 885-1134
Corinne D. Mason, PRSBA, M.Ed. <i>Director of Finance</i> 885-1128	Barry W. Girling <i>Director of Facilities</i> 885-1151
Victoria A. Gross <i>Director of Educational Services</i> 885-1123	

Building Administrators

York Suburban High School 1800 Hollywood Drive York, PA 17403 885-1270 Dr. Brian E. Ellis <i>Principal</i>	Indian Rock Elementary School 1500 Indian Rock Dam Road York, PA 17403 885-1250 Dr. Gregory E. Gulley <i>Principal</i>
Dr. Denise R. Fuhrman <i>Assistant Principal</i>	Valley View Elementary 850 Southern Road York, PA 17403 885-1220 Dr. Tawn A. Ketterman <i>Principal</i>
Mr. Christopher J. Adams <i>Assistant Principal/ Athletic Director</i>	Yorkshire Elementary 295 Mills Street York, PA 17402 885-1230 Dr. Kimberly H. Stoltz <i>Principal</i>
York Suburban Middle School 455 Sundale Drive York, PA 17402 885-1260 Dr. Scott T. Krauser <i>Principal</i>	
Dr. Todd D. Monos <i>Assistant Principal</i>	
East York Elementary School 701 Erlen Drive, York, PA 17402 885-1240 Dr. Mary Beth Grove <i>Principal</i>	



York Suburban SCHOOL DISTRICT

A Community of Encouragement. A Culture of Excellence.

Ronald H. Provard Education Center
1800 Hollywood Drive
York, PA 17403
Phone: 717-885-1210
Fax: 717-885-1211

District Facts

Student Achievement

Student Achievement

Student Enrollment

K-12 Enrollment	3150
<i>Increase of 107 Students from 2014-2015</i>	
Valley View Elementary	313
Yorkshire Elementary	314
East York Elementary	347
Indian Rock Elementary	336
Middle School	785
High School	864
Other placements	191

Transportation

District Size in Square Miles	14
Bus Miles Per Day	2255
Bus Stops Per Day	618
Schools Transported To/From	42

Staff

Administration	16
Instructional	215
Support	110

Meals

Average number of meals (breakfast and lunch served each month)	48,040
--	--------

Demographics

Percentage Federal Free and Reduced Priced Meal Program	28.00%
English Language Learners (ELL)	85
ELL Languages	16
Special Education	9.62%

Extracurricular Activities

75% of secondary students participate in extracurricular activities including music and sports.

State Assessments

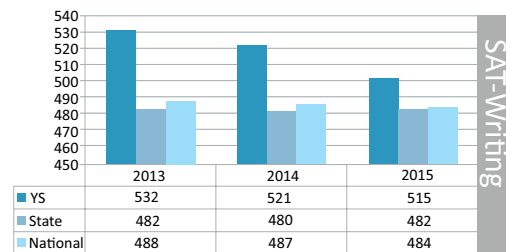
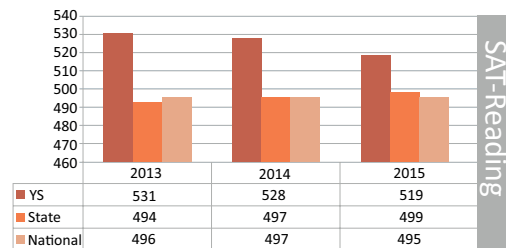
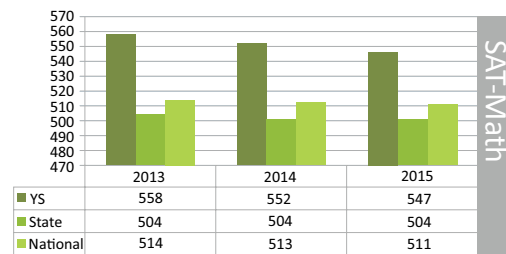
High School Keystone Exams

- Algebra: 89% of students scored proficient or advanced
- Biology: 92% of students scored proficient or advanced
- Literature: 94% of students scored proficient or advanced

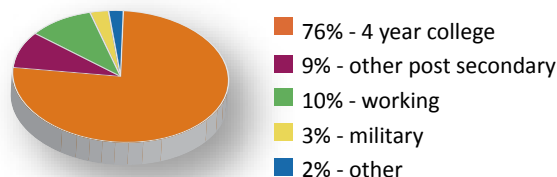
Baseline year for new PA Common Core PSSA

- York Suburban students scored significantly above the state average in all subjects in all grade levels

SAT Scholastic Aptitude Tests



2015 Graduation Class Profile



AP and College Courses

26 YSHS students were concurrently enrolled in college courses

- 90% of concurrently enrolled students earned an A
- 10% of concurrently enrolled students earned a B

80 YSHS students took one or more AP exams as compared to 56 in 2014

- 81.3% earned an AP score of 3 or higher

YSHS offers the following Advanced Placement Courses:

- Biology, Calculus AB, Chemistry, Computer Science, European History, Music Theory, Physics, Psychology, Statistics, U.S. History, US Government and Politics
- Students also successfully complete AP exams at the conclusion of the following courses: CHS English Seminar, French V, German V, Spanish V

In conjunction with York College of Pennsylvania, College in the High School offerings include English Seminar, Sociology and Art Appreciation

- 69 students participated in College in the High School in 2015-16

National Merit

The National Merit Scholarship Program

honors individual students who show exceptional ability and potential for success in rigorous college studies.

Selection of Commended, Semi-Finalist, Finalist, and Scholarship Winners is based on

PSAT/NMSQT results. There were 6 National Merit Letter of Commendation winners in 2015-2016.



Visit us online on:

